

## MarKiDini Cal – Part 16



This block is made by Hermien (tester)

Designed by:

**Muis Creations**

In Association with:

**Kiki Dumoulin**

**Dini Bleijenberg**

This week we are going to make Blocks 61 through 64 including some or all of the lines.

**Youtube Link**

**made by: Tania Leis**

Right handed: [https://youtu.be/w\\_QsyM\\_sCQ](https://youtu.be/w_QsyM_sCQ)

Left handed: <https://youtu.be/EKsnbPK01MU>

### Lines of the Large blanket

After block	Next block	On top	Bind off row
61		61	Yes
62		62	Yes
63	62/63		NO
64		63/64	Yes

### Block 61

**design: Marjolein**

I like to play with different stitches to create a nice pattern. You could easily use this one for an infinity scarf.

Abbreviations	
<b>TSS</b>	<b>Tun Simple Stitch</b>
<b>TPS</b>	<b>Tun Purl Stitch</b>
<b>TKS</b>	<b>Tun Knit Stitch</b>
<b>TRS</b>	<b>Tun Reverse Stitch</b>
<b>TOG</b>	<b>Together</b>
<b>CH</b>	<b>Chain</b>











### Star Stitch

Hook under next 3 vertical bars, pick up a loop, YO, hook under same 3 vertical bars and pick up a loop

**Star Stitch YouTube Link:** <https://youtu.be/l6UpCvhhj0Y>

### Attaching

Attach on the far right corner of the horizontal line above Block 56, picking up 47 loops, and connection (49 loops on hook)

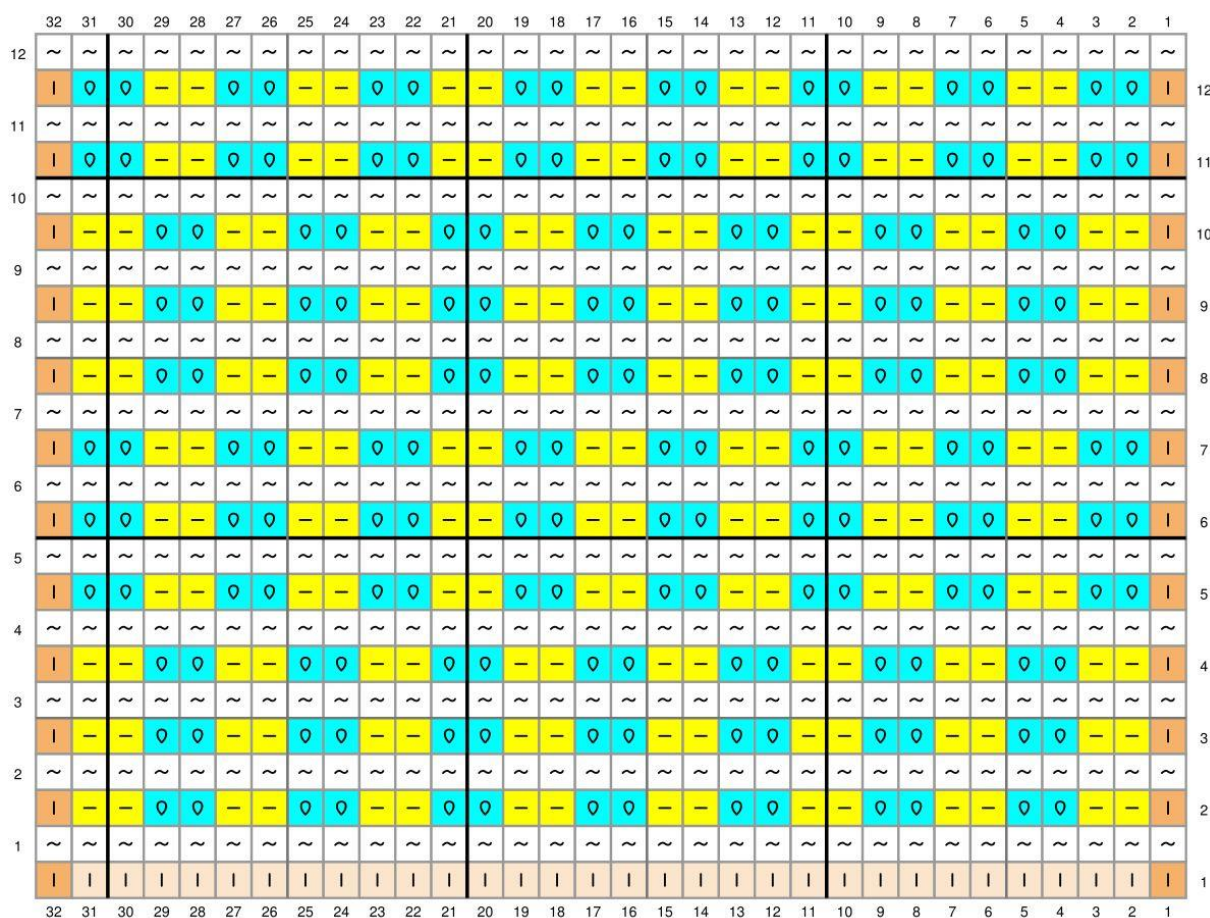
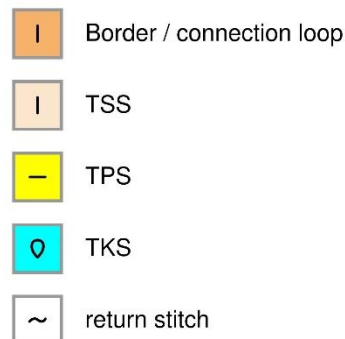
	Border/connection loop
	TSS
	TPS
	TKS
	TRS
	into open space
	Star Stitch
	TSS under 2TOG
	return stitch
	CH, 2TOG

Page 3










**Abbreviations****TSS** Tun Simple Stitch**TPS** Tun Purl Stitch**TKS** Tun Knit Stitch**Attaching**

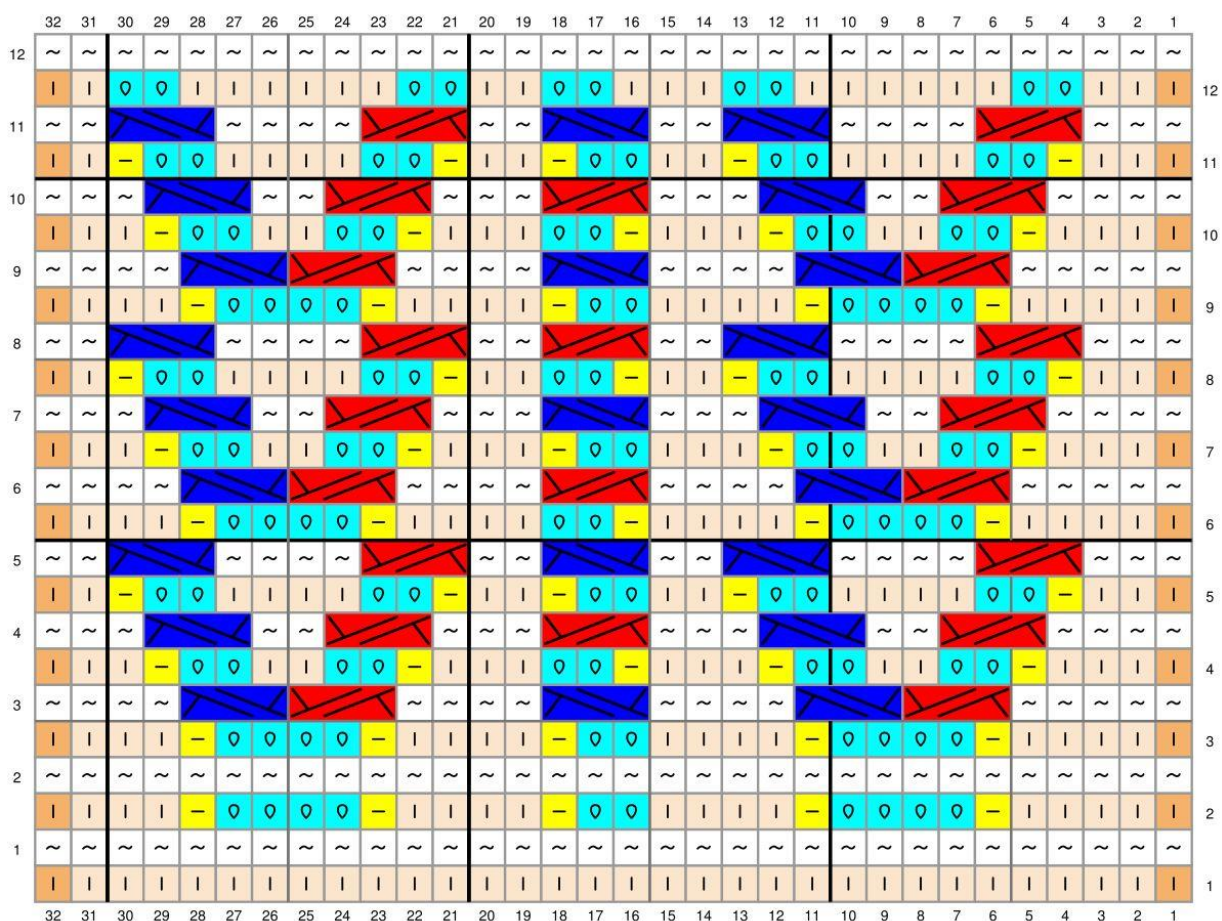
Count over 30 stitches from vertical line next to Block 60 and place a stitch marker for beginning stitch placement. Count 4 more stitches and place another stitch marker for the vertical line. Join in back and pick up 32 loops. (34 loops on hook)

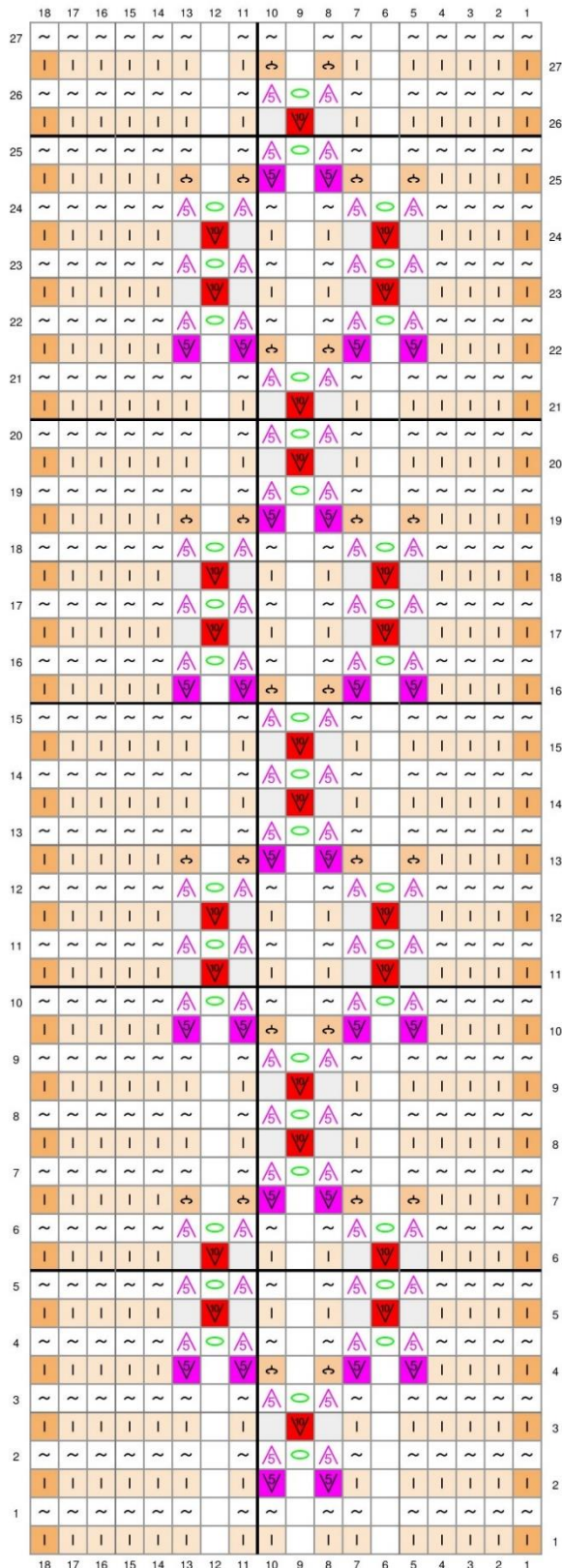


**Block 63***design: Kiki***Abbreviations****TSS** *Tun Simple Stitch***TPS** *Tun Purl Stitch***TKS** *Tun Knit Stitch***Attaching**

Join in back of far right corner stitch of horizontal line above Block 62 and pick up 32 loops. (34 loops on hook)

	Border / Connection Stitch
	TSS
	TPS
	TKS
	Return stitch
	2 TKS over 1 TPS left
	2 TKS over 1 TPS right





In this chart we added 3 extra columns to help the pattern. The white squares are not stitches.

#### Abbreviations

<b>TSS</b>	<b>Tun Simple Stitch</b>
<b>TKS</b>	<b>Tun Knit Stitch</b>
<b>TOG</b>	<b>Together</b>
<b>CH</b>	<b>Chain</b>

	NO STITCH
	Skip stitch
	Border / Connection loop
	TSS
	onto cluster
	TKS, YO, TKS, YO, TKS
	5 (YO+TKS) = 10 loops
	return stitch
	CH
	5 TOG (PT 6 loops)

#### Puff Stitch

In the same stitch  
TSS, YO, TSS, YO, TSS

#### 5TOG

Pull through 6 loops (puff stitch) at once

#### Attaching

Join in back of far right corner stitch pick up 13 loops and connection. (15 loops on hook)